



2019 D2 Spring Conference



ABC Class Changes

D/Lt/C Karl Wagner, JN-IN

D/1st/Lt Andrew Mark Cummings, JN



What?



I never know what to write in a presentation. I just stare at a blank page and don't know what to say.



Wrong!



What this slide says is wrong.



Wrong!



This is another slide with wrong things.

If you make a slide with wrong things, I can tell you what's wrong with it – immediately, faster than I can type.

And of course, there is this voice (Susan Ryan) that says: “Add the branding to the bottom of the slide!”



Changes in ABC





Changes in ABC



- No CD for materials, download only
- Local printing for:
 - Answer sheets (\$1.00/each from catalog)
 - NASBLA tests 1A & 1B
 - Chapter 5 tests
- State material integrated in menu
- Update PFD material



Download Only



- Login to www.usps.org, Educational Department, Curriculum, America's Boating Course (on left), America's Boating Course
- Look for "ABC3 Downloadable Materials page"
- Or use this link:
<https://www.usps.org/index.php/departments/13000/13000-educational-committees/13170/13170-abc-downloadable-material>
- Also available on Google Drive for D2:
<https://drive.google.com/open?id=0BxFOfemNPOHnWHhYTG4tcmxqem8>





Download Only



- Create a favorite or bookmark for future use
- There is a new 2018 ABC Instructors manual (24 pages)
- Errata sheet to use 2017 ABC books you have on hand.
- No Errata sheet needed for 2018 ABC books
- D2 Google Drive has all the material loaded – see prior e-mail for links

**Educational Department
Committees**

ABC Downloadable Material

ABC Downloadable Material

Engaging Hispanic Youths in Recreational Boating Education – Spanish Language. Teaching aid PowerPoint presentations are available for downloading [here in Spanish](#) (856KB, PPTX) and [here in English](#) (865KB, PPTX). The material with which to conduct this seminar may be ordered from the [Materials catalog](#). (30 Mar 19)

2018 America's Boating Course Instructor Manual. [Click here to download the 2018 ABC3 E-Instructor Manual](#) (377KB, PDF). (23 Jan 19)

2018 America's Boating Course Update for 2018 Printing. ABC3 2018 printing contains information conforming to the ANSI/NASBLA Standards for the three-year certification, through December 31, 2021. The [changes to the ABC3 2017 printing are posted here](#) (215KB, PDF) for your information. The 2015 and 2017 printings of ABC3 Student Manual (SM) are compatible with the 2018 material. If the older printings are used, the 2018 Update summary can be used updating both the 2015 and 2017 ABC3 SMs.

Update efforts should be to bring the 2015/2017 SM to support the 2018 NASBLA approved material now in use (downloadable 2018 PPT/exams). Updates to the 2015 SM when printing the 2017 SM were minor clean-ups before replenished stock. The majority of the 2018 updates fit both printings, but updates to Chapter 2 PFD discussions are more difficult in the older 2015 SM. The 2018 PowerPoint presents all changes. Many changes are the result of member inputs, for which we remain grateful. (07 Oct 18, updated 23 Jan 19)

2018 ABC3 Short Course PowerPoint Support. This [zipped PowerPoint file](#) (185.2MB, ZIP) for the ABC3 2018 short course supports education to the approved ANSI/NASBLA standards in the Student Manual Chapters one through four. It meets and exceeds the needs for state boating law education and the customer base wishing only the minimum to acquire a boater's card. (15 Jul 18)



Local Printing



- Things to print for class:
 - NASBLA 1A Exam – 50 Questions, most student pass the “A” exam
 - NASBLA 1B Exam – 50 questions, used when fail “A” exam (few copies)
 - State Exams – For Connecticut there are two exams, “A” and “B”
 - Answer sheets – Printing locally is less expensive than ordering
 - Exam answers – both NASBLA and State
 - ABC Instructor manual, if desired
- For small classes, you *may* want to print on your local printer
- For larger classes, you may want to print at FedEx/Kinkos (FedEx Office) or Staples or Office Depot. FedEx Office USPS Discounts:
<http://theensign.org/wordpress/wp-content/uploads/2017/04/USPS-FedEx-Sign-Up-Instructions.pdf>
<http://theensign.org/wordpress/wp-content/uploads/2017/04/FedEx-Office-POLC-Catalog Upload-and-Print MOD USPS.pdf>



Local Printing



- Sample Prices from FedEx Office (Kinkos):

Document	Copies	Cost/Unit
NASBLA 1A Exam	30	\$3.44
NASBLA 1B Exam	5	\$3.65
State Exams (CT)	30	\$0.74
Answer sheets	60	\$0.22
ABC Instructor manual	5	\$9.22



State Material



- Microsoft PowerPoint presentations use .ppt or .pptx for file extensions
Depending on Windows settings, you may or may not see the extension
- A PowerPoint Show uses .pps and is the same as starting PowerPoint and using the “show” button on the bottom right or menu:
- Save a PowerPoint presentation as “type show” (save as) and you create a PowerPoint Show
- The ABC menus and presentations are PowerPoint shows
- Section 8, the state material, is now integrated into the menu and therefore each state (New York, CT, Mass, etc.) has their own menu

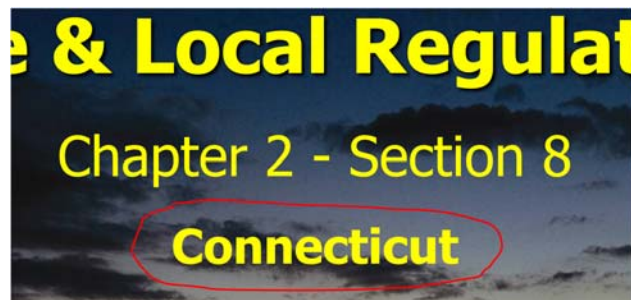




State Material



- ny_section_08_rev2016.ppt
- ☐ 8hr Lesson Selection Menu 2018 Connecticut.pps
- ~~8hr Lesson Selection Menu_2018 Generic.pps~~
- 8hr Lesson Selection Menu_2018 Massachusetts.pps
- 8hr Lesson Selection Menu_2018 New Hampshire.pps
- 8hr Lesson Selection Menu_2018 New York.pps
- nh_section_08_rev.pps
- ny_section_08_rev2018.pps
- ct_section_08_rev.pptx
- ma_section_08_v1-8_04apr16.pptx
- ☐ ct_section_08_rev.ppsx
- ma_section_08_v1-8_04apr16.ppsx
- AUTODUMMIE



8 Hr Short Course		
Getting Started Chapter 1 Section 1	Req Equipment Chapter 1 Section 2	Going Boating Chapter 1 Section 3
Review Chapter 1		
Navigation Rules Chapter 2 Section 4	Navigation Aids Chapter 2 Section 5	Lights / Sounds Chapter 2 Section 6
Government Regulations Chapter2 Section 7	State & Local Regulations Chapter 2 Section 8	
Review Chapter 2		
Finding Your Way Chapter 3 Section 9	Anchoring Chapter 3 Section 10	Adverse Conditions & Emergencies Chapter 3 Section 11
Communications Afloat Chapter 3		



Lifejackets and Buoyancy Aids

PFDs are in two main classes.

Those which provide face-up in-water support to the user regardless of physical conditions = LIFEJACKETS

Those which require the user to make swimming and other postural movements to position the use with face out of the water = BUOYANCY AIDS

READ THE LABEL!



Boating is fun... we'll show you how



Lifejackets and Buoyancy Aids

Primary function is to support the user in reasonable safety in the water.

Alternative attributes within the two classes:

- Higher levels of support float higher

 - Levels 100, 150, or 275

- Lighter or less bulky PFDs

 - Levels 50 or 100

- Provide kinds of flotation for needs

 - Buoyant foam, hybrid and inflatable

 - Reliability, durability and continuous wear

 - Provide automatically buoyancy or inflate

 - Provide user control to inflate

 - Assist in detection for recovery of user

Boating is fun... we'll show you how

Life Jacket Requirements

USCG Approved Life Jackets ARE REQUIRED

One for each person

Correct size - fit

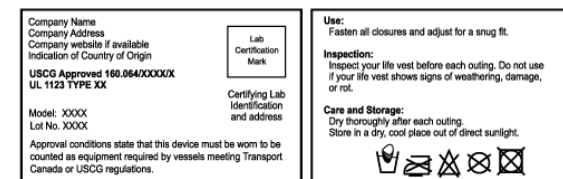
Serviceable / Label

Readily available

Children must wear

Designed for activity

**PFD = Personal floatation device =
LIFE JACKET**



Life Jacket Label 2018

**CHOOSE THE DEVICE
YOU WILL WANT TO WEAR**

SIZE & FIT

- Check label for user weight and chest size.
- Different body types float differently.
- A good fit is secure, comfortable, and adjustable.

TRY IT ON

PERFORMANCE

- Lower number offers greater mobility, comfort, and style with good flotation for most people.
- Higher number offers greater flotation, turning, and stability in the water.

50

70

100

150

Near Shore

(Calm)

(Waves)

Offshore

Increasing time to rescue

No Turn

Turns Most

CONSIDER YOUR ACTIVITY & ENVIRONMENT

RISK MANAGEMENT *

- In over 80% of boating fatalities the person was not wearing flotation.
- Most of these are sudden falls overboard or capsize of a small boat.
- The first moments in the water are critical, even for experienced swimmers.
- Cold water shock causes gasping, loss of muscle control and swim failure.
- Long term immersion in cold water requires thermal protection and flotation position to conserve energy.

FLOTATION DEVICES SAVE LIVES

- Information about size and fit
- Explains the performance attributes and icons
- Water safety information for the reader

Life Jacket Label 2018

DESIGN TYPES

- INHERENT – built-in flotation (always buoyant).
- INFLATABLE – activated gas canister inflates chamber(s) (no buoyancy until time of inflation, requires canister replacement, may be manual, may require secondary action to don).
- HYBRID – combination of flotation and inflation (some immediate buoyancy and supplemental when inflated, may require canister replacement).
- SPECIAL PURPOSE – your activity may require special features (safety color, harness, straps, etc.) and accessories (whistle, lights, reflectors, etc.) for certain conditions.

YOUR DEVICE ONLY WORKS WHEN WORN

MAINTENANCE

- Over time, exposure to sun, salt, fuel, and mildew can damage device.
- Allow to air dry. Inspect and test regularly.
- Inflatables require replacement rearming, repacking and regular servicing.

READ, SAVE AND FOLLOW INSTRUCTIONS

WARNINGS

- Devices must be fastened correctly and securely.
- Some devices were not designed for certain activities or conditions such as water skiing, whitewater paddling, towed sports or use on PWC's.



CHECK LABEL FOR LIMITATIONS OF USE

APPROVAL

- Some devices are approved only when worn.
- Check federal, state/provincial and local requirements for carriage, use and wear.



US Coast Guard



Transport Canada

WEAR IT

* For more info on the right choices for yourself, your family and friends...

Visit www.XXXXXX.com

- Explains the different design types
- Maintenance
- Warnings with explanations of icons
- Regulatory Approvals
- Website for more information


Wear a Life Jacket

- Before leaving the dock
 - Distribute, try-on and adjust straps
 - Conduct lift test to ensure fit
 - WEAR IT! If not, label and keep close
 - Attach whistle and light
 - **First sign of any trouble – wear it. Putting on in water is difficult.**

Off Shore Life Jacket

Open Ocean Area Operations


- Elevates head
- **Designed to turn wearer face-up**
- For emergencies
- Big and bulky



Near Shore Buoyant Vest

Semi-protected and Inland Operations

- Elevates head
- Roll most wearers face up
- Part of USCG kit
- Inflatables available
- **Child life jacket is selected by matching weight of child to life jacket capacity on label**



Flotation Aids

Buoyant Device

- Many uses - popular
- Many styles
- More comfortable
- Doesn't elevate head
- **NOT designed to turn wearer face up**
- Use for high speed, tubing, personnel towing



Throwable Flotation Device

Required on boats 16 feet and longer
(Except – Canoes and Kayaks)

- Cushion
- Life Ring
- Horseshoe buoy



Type IV

Special Use Life Jackets

Inflatable Life Jackets

- ZERO buoyancy unless inflated
- Inflated manually or automatically
- Requires regular maintenance
- Meets most requirements



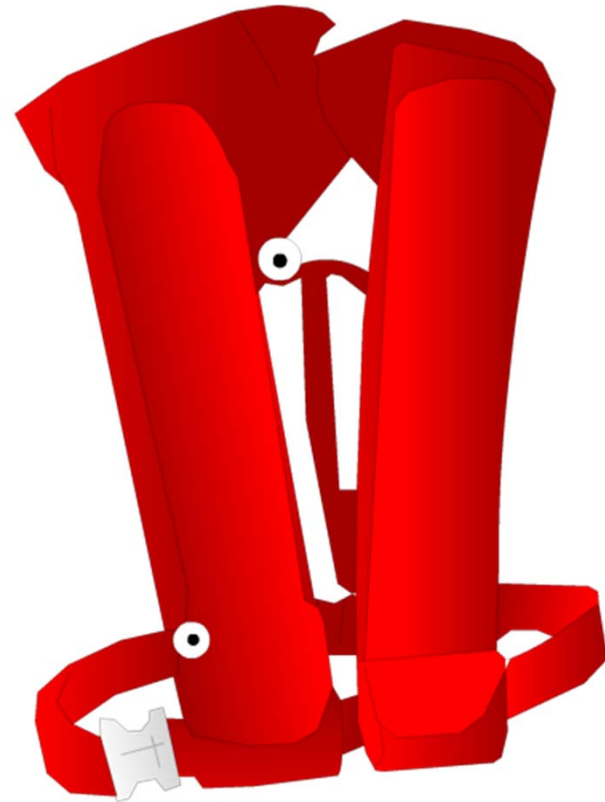
NOT to be used for:

- Weak or non-swimmers
- Persons under 16 or under 80 lbs
- High speed sports or under clothing

Special Use Life Jackets

Comfortable / Practical






- Manual or Auto-Inflate
- Buoyant suits
- Sailboat harness
- Hybrids
- **Replace used CO2 cartridge**



See page 25 – Table 2-2 For Selection



Must be Serviceable

-  Inspect all zippers & straps
-  Replace if ripped or torn
-  USCG approval label must be readable
-  Replace after extended exposure to water or weather
-  Check cartridge on inflatable PFD
 - Test inflation for 24 hours

IF ALL OK = SERVICEABLE!





Questions?

